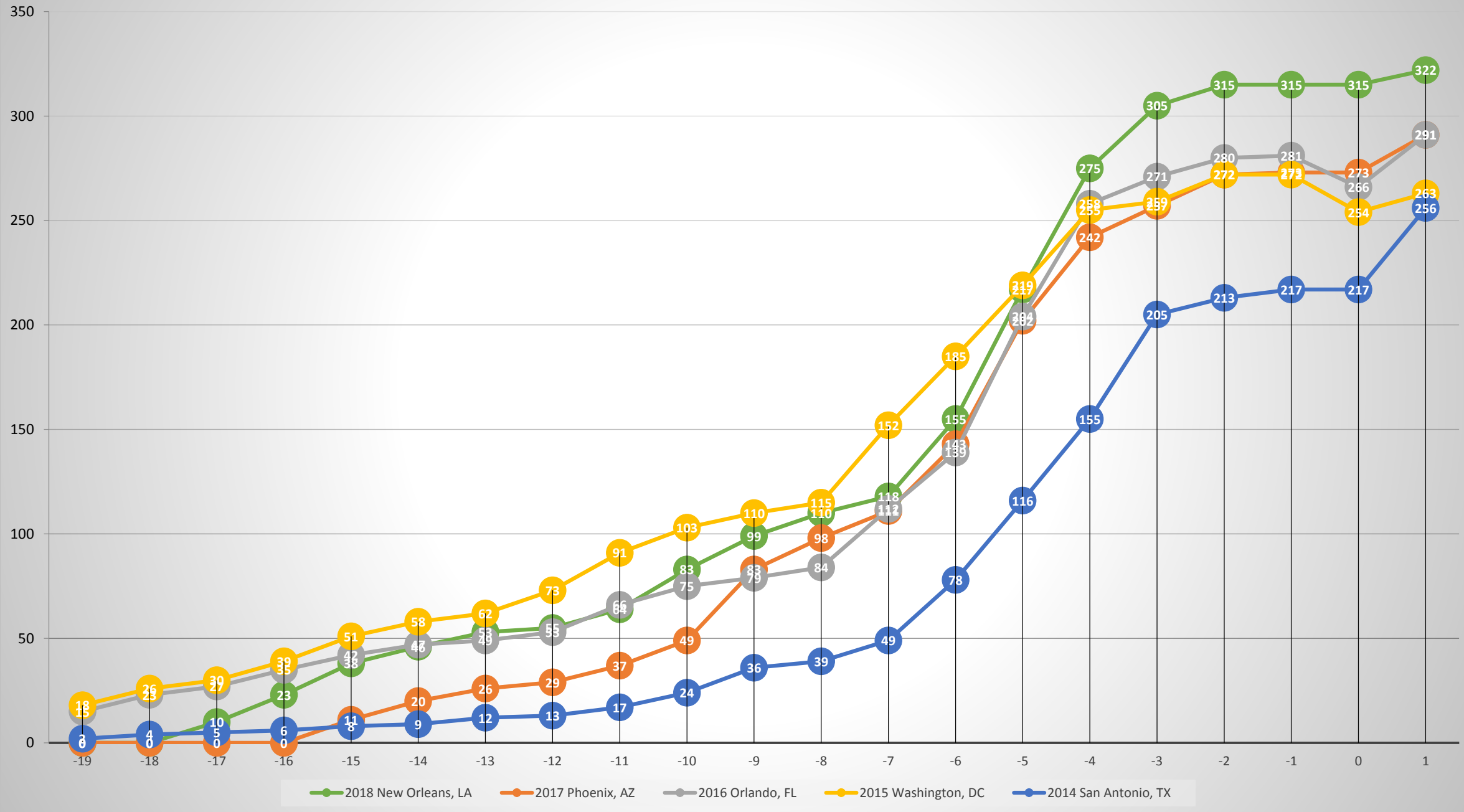


2018 American Taxation Association Midyear Meeting\_20180213 Cumulative Weekly Registrations by Year - Location



Cumulative Weekly Registrations

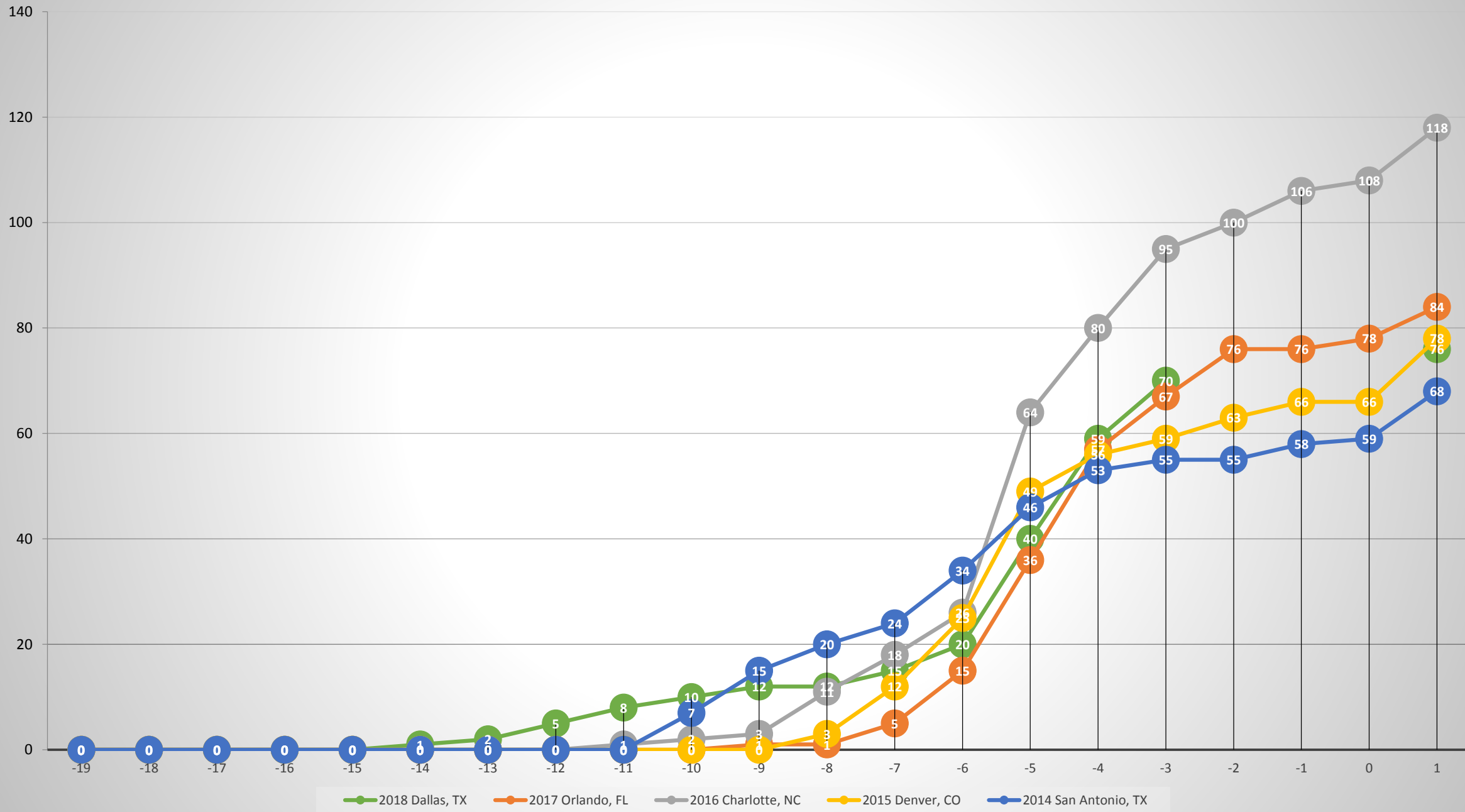
Week begins on Sunday and ends on Saturday

Week	2018	2017	2016	2015	2014
-19	0	0	15	18	2
-18	0	0	23	26	4
-17	10	0	27	30	5
-16	23	0	35	39	6
-15	38	11	42	51	8
-14	46	20	47	58	9
-13	53	26	49	62	12
-12	55	29	53	73	13
-11	64	37	66	91	17
-10	83	49	75	103	24
-9	99	83	79	110	36
-8	110	98	84	115	39
-7	118	111	112	152	49
-6	155	143	139	185	78
-5	217	202	204	219	116
-4	275	242	258	255	155
-3	305	257	271	272	205
-2	315	272	280	272	213
-1	315	273	281	272	217
0	315	273	266	254	217
1	7	18	33	17	41
<b>Total</b>	<b>322</b>	<b>291</b>	<b>314</b>	<b>289</b>	<b>260</b>

Notes

- Week 0 indicates the opening week of the meeting.
- Negative numbers indicate weeks leading up to the event.
- Week -19 contains all pre-event registration activity occurring prior to and on that Week.
- Week 1 contains all post-event registration activity and activity without Paid Dates.

2018 Forensic Accounting Research Conference\_20180213 Cumulative Weekly Registrations by Year - Location



Cumulative Weekly Registrations

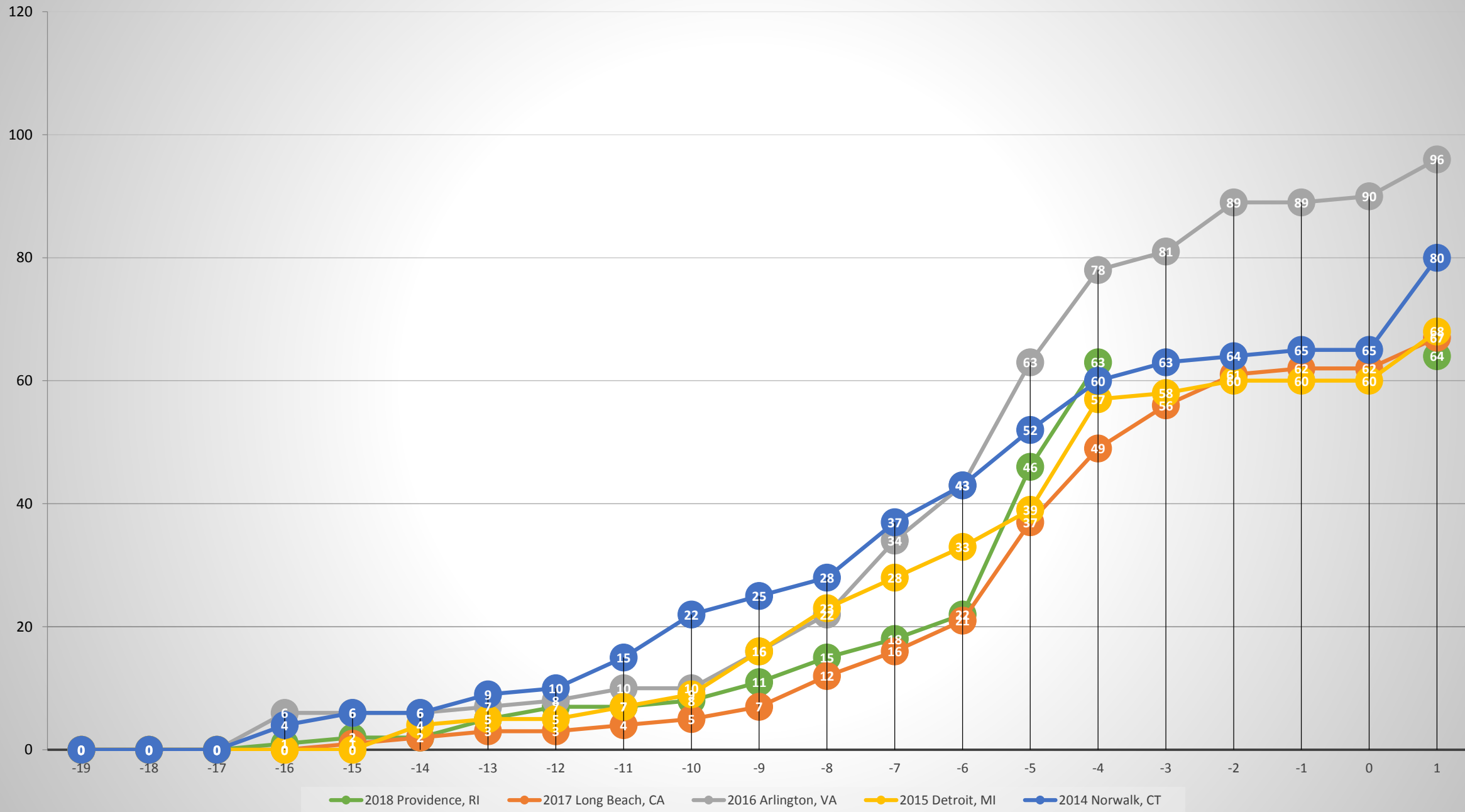
Week begins on Sunday and ends on Saturday

Week	2018	2017	2016	2015	2014
-19	0	0	0	0	0
-18	0	0	0	0	0
-17	0	0	0	0	0
-16	0	0	0	0	0
-15	0	0	0	0	0
-14	1	0	0	0	0
-13	2	0	0	0	0
-12	5	0	0	0	0
-11	8	0	1	0	0
-10	10	0	2	0	7
-9	12	1	3	0	15
-8	12	1	11	3	20
-7	15	5	18	12	24
-6	20	15	26	25	34
-5	40	36	64	49	46
-4	59	57	80	56	53
-3	70	67	95	59	55
-2	0	76	100	63	55
-1	0	76	106	66	58
0	0	78	108	66	59
1	0	6	10	12	9
<b>Total</b>	<b>76</b>	<b>84</b>	<b>118</b>	<b>78</b>	<b>68</b>

Notes

- Week 0 indicates the opening week of the meeting.
- Negative numbers indicate weeks leading up to the event.
- Week -19 contains all pre-event registration activity occurring prior to and on that Week.
- Week 1 contains all post-event registration activity and activity without Paid Dates.

2018 Government and Nonprofit Section Midyear Meeting\_20180213 Cumulative Weekly Registrations by Year - Location



Cumulative Weekly Registrations

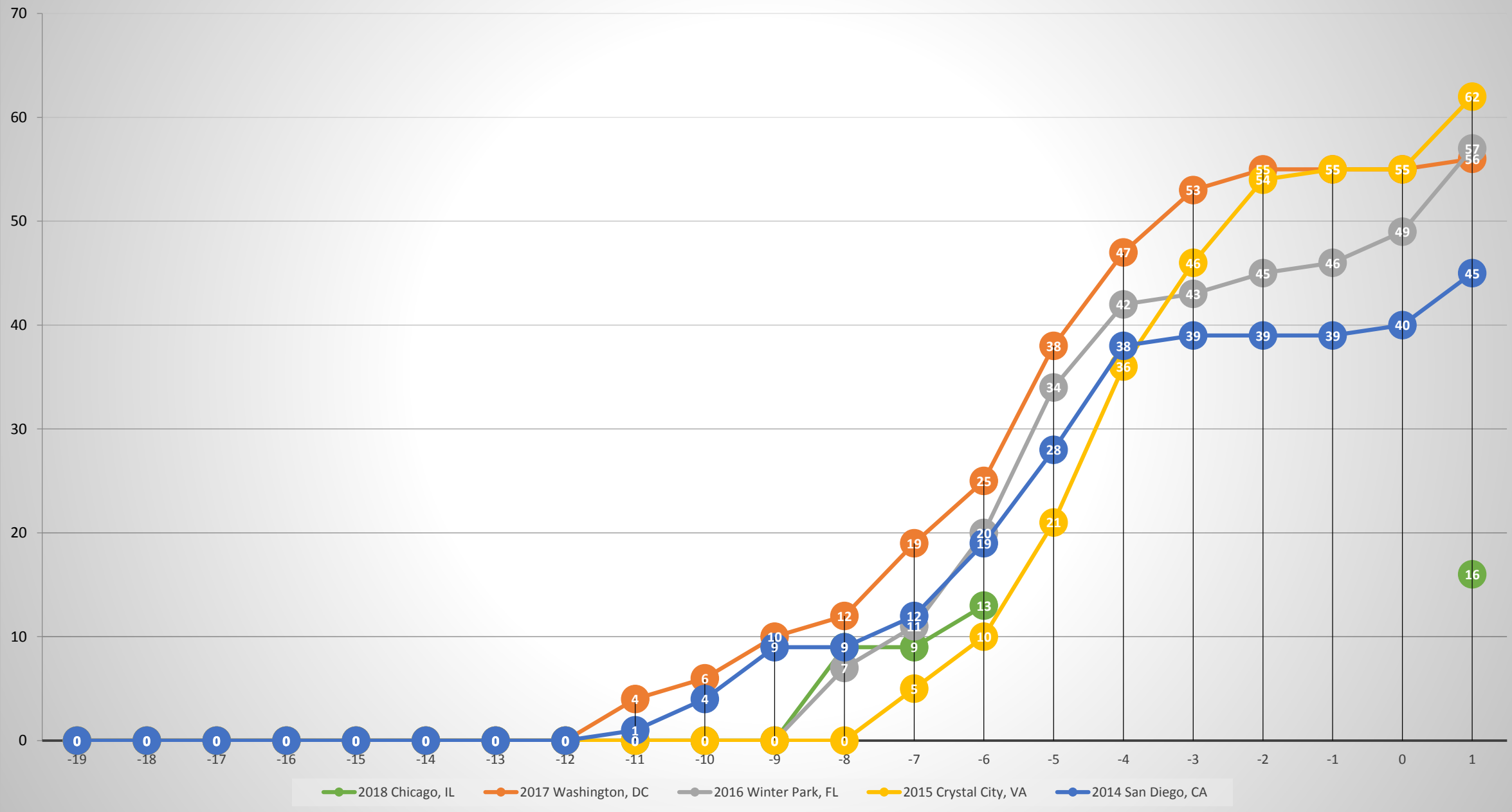
Week begins on Sunday and ends on Saturday

Week	2018	2017	2016	2015	2014
-19	0	0	0	0	0
-18	0	0	0	0	0
-17	0	0	0	0	0
-16	1	0	6	0	4
-15	2	1	6	0	6
-14	2	2	6	4	6
-13	5	3	7	5	9
-12	7	3	8	5	10
-11	7	4	10	7	15
-10	8	5	10	9	22
-9	11	7	16	16	25
-8	15	12	22	23	28
-7	18	16	34	28	37
-6	22	21	43	33	43
-5	28	27	63	39	52
-4	46	37	78	57	60
-3	46	37	81	58	63
-2	63	56	89	60	64
-1	63	62	89	60	65
0	63	62	90	60	65
1	64	67	96	68	80
<b>Total</b>	<b>64</b>	<b>67</b>	<b>96</b>	<b>68</b>	<b>80</b>

Notes

- Week 0 indicates the opening week of the meeting.
- Negative numbers indicate weeks leading up to the event.
- Week -19 contains all pre-event registration activity occurring prior to and on that Week.
- Week 1 contains all post-event registration activity and activity without Paid Dates.

2018 Conference of the Public Interest Section and Doctoral\_Early Scholar Consortium\_20180213 Cumulative Weekly Registrations by Year - Location



Cumulative Weekly Registrations

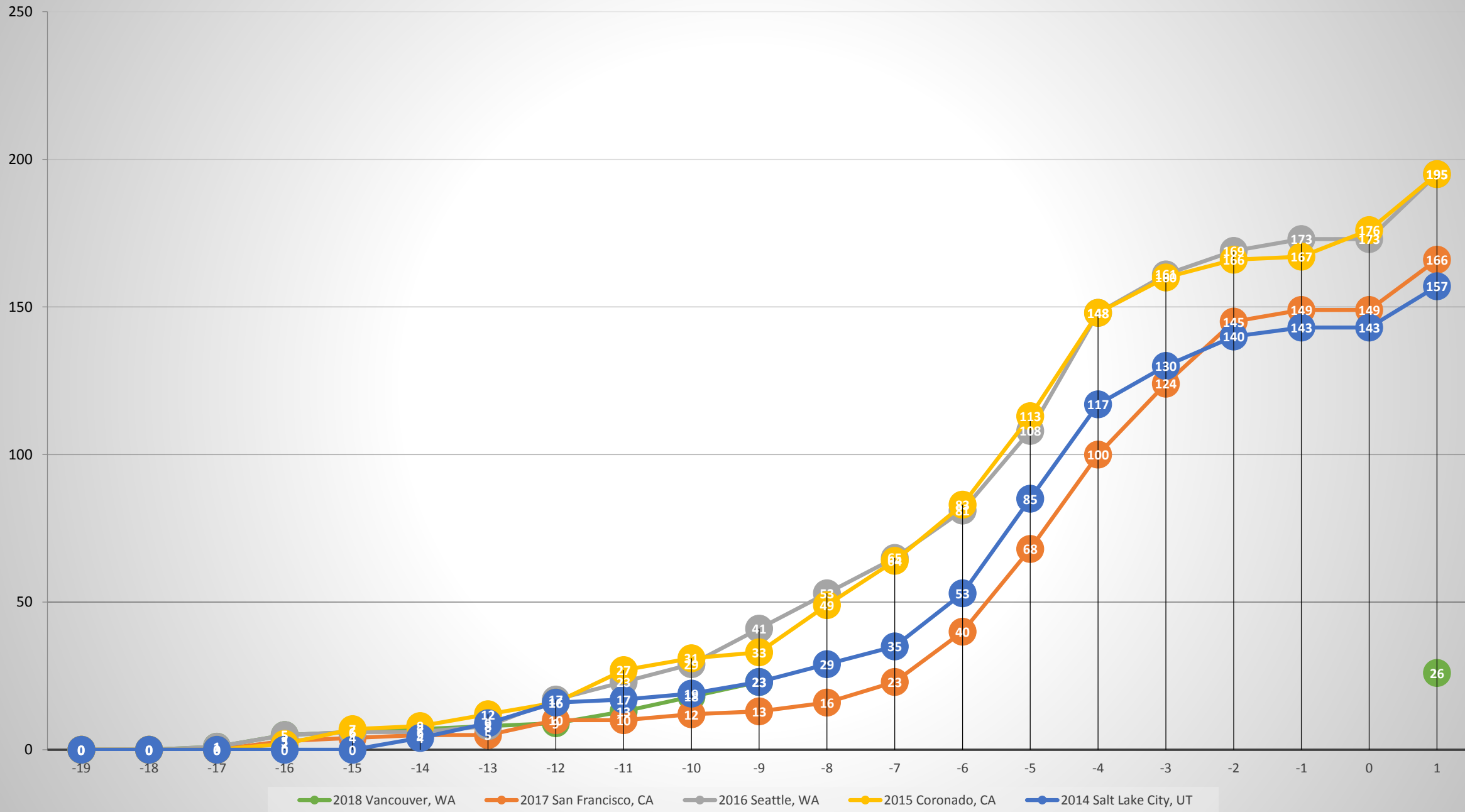
Week begins on Sunday and ends on Saturday

Week	2018	2017	2016	2015	2014
-19	0	0	0	0	0
-18	0	0	0	0	0
-17	0	0	0	0	0
-16	0	0	0	0	0
-15	0	0	0	0	0
-14	0	0	0	0	0
-13	0	0	0	0	0
-12	0	0	0	0	0
-11	0	4	0	0	1
-10	0	6	0	0	4
-9	0	10	0	0	9
-8	9	12	7	0	9
-7	9	19	11	5	12
-6	13	25	20	10	19
-5	0	38	34	21	28
-4	0	47	42	36	38
-3	0	53	43	46	39
-2	0	55	45	54	39
-1	0	55	46	55	39
0	0	55	49	55	40
1	0	1	8	7	5
<b>Total</b>	<b>16</b>	<b>56</b>	<b>57</b>	<b>62</b>	<b>45</b>

Notes

- Week 0 indicates the opening week of the meeting.
- Negative numbers indicate weeks leading up to the event.
- Week -19 contains all pre-event registration activity occurring prior to and on that Week.
- Week 1 contains all post-event registration activity and activity without Paid Dates.

2018 Western Region Meeting\_20180213 Cumulative Weekly Registrations by Year - Location



Cumulative Weekly Registrations

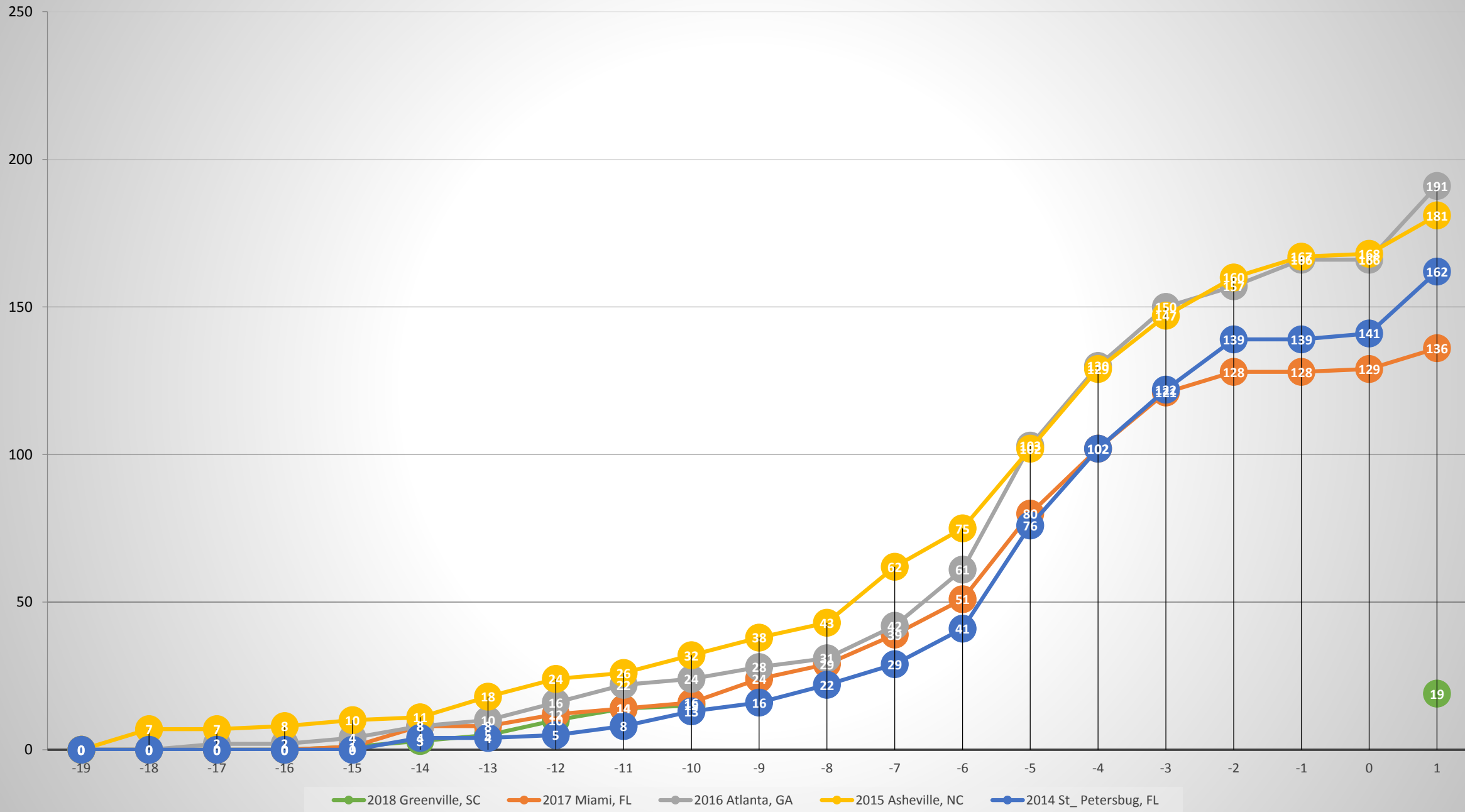
Week begins on Sunday and ends on Saturday

Week	2018	2017	2016	2015	2014
-19	0	0	0	0	0
-18	0	0	0	0	0
-17	1	0	1	0	0
-16	5	3	5	2	0
-15	6	4	6	7	0
-14	7	5	6	8	4
-13	8	5	8	12	9
-12	9	10	17	16	16
-11	13	10	23	27	17
-10	18	12	29	31	19
-9	23	13	41	33	23
-8	0	16	53	49	29
-7	0	23	65	64	35
-6	0	40	81	83	53
-5	0	68	108	113	85
-4	0	100	148	148	117
-3	0	124	161	160	130
-2	0	145	169	166	140
-1	0	149	173	167	143
0	0	149	173	176	143
1	2	17	22	19	14
<b>Total</b>	<b>26</b>	<b>166</b>	<b>195</b>	<b>195</b>	<b>157</b>

Notes

- Week 0 indicates the opening week of the meeting.
- Negative numbers indicate weeks leading up to the event.
- Week -19 contains all pre-event registration activity occurring prior to and on that Week.
- Week 1 contains all post-event registration activity and activity without Paid Dates.

2018 Southeast Region Meeting\_20180213 Cumulative Weekly Registrations by Year - Location



Cumulative Weekly Registrations

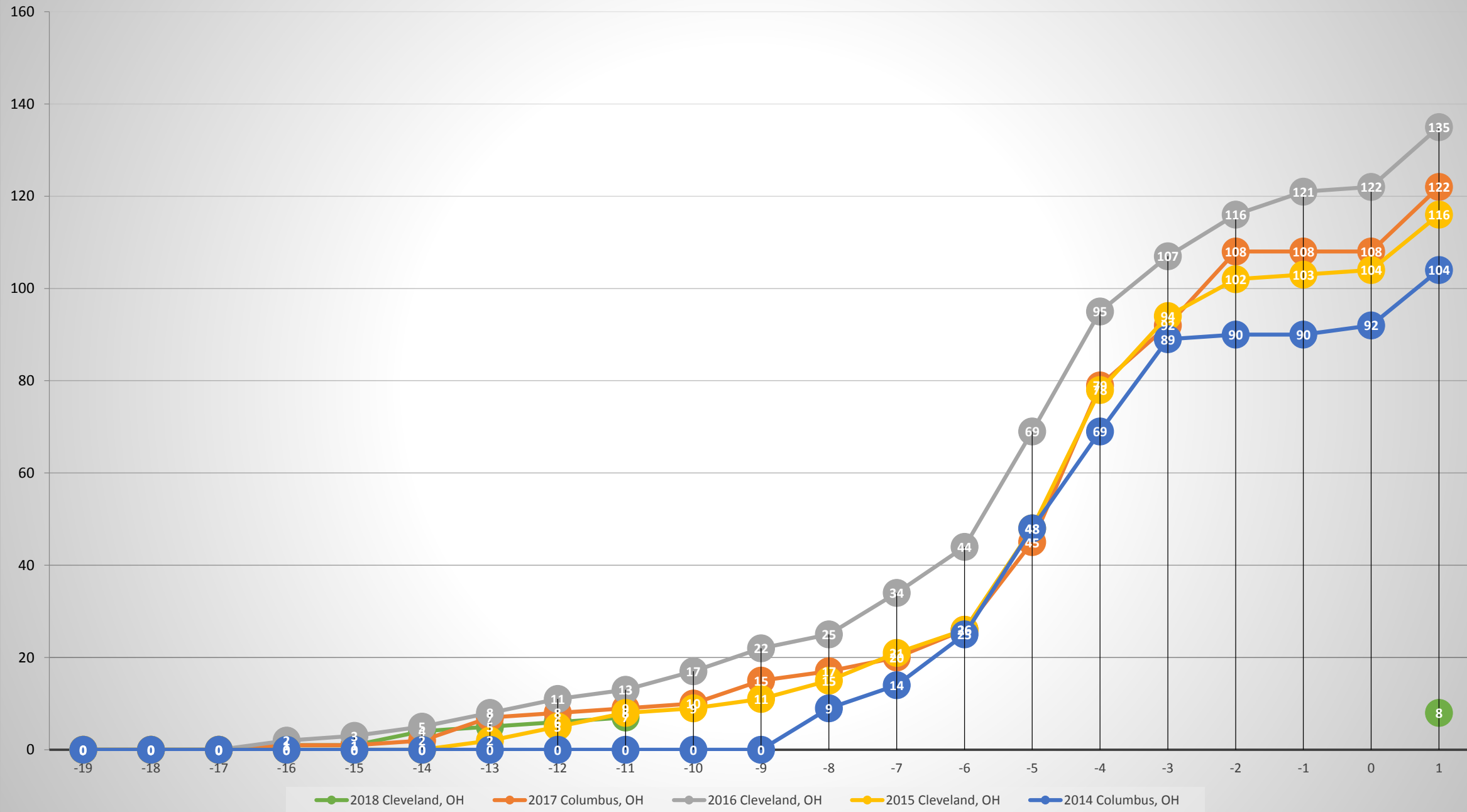
Week begins on Sunday and ends on Saturday

Week	2018	2017	2016	2015	2014
-19	0	0	0	0	0
-18	0	0	0	7	0
-17	0	0	2	7	0
-16	0	0	2	8	0
-15	1	1	4	10	0
-14	3	8	8	11	4
-13	5	8	10	18	4
-12	10	12	16	24	5
-11	14	14	22	26	8
-10	15	16	24	32	13
-9	0	24	28	38	16
-8	0	29	31	43	22
-7	0	39	42	62	29
-6	0	51	61	75	41
-5	0	80	103	102	76
-4	0	102	130	129	102
-3	0	121	150	147	122
-2	0	128	157	160	139
-1	0	128	166	167	139
0	0	129	166	168	141
1	2	7	25	20	21
<b>Total</b>	<b>19</b>	<b>136</b>	<b>191</b>	<b>188</b>	<b>162</b>

Notes

- Week 0 indicates the opening week of the meeting.
- Negative numbers indicate weeks leading up to the event.
- Week -19 contains all pre-event registration activity occurring prior to and on that Week.
- Week 1 contains all post-event registration activity and activity without Paid Dates.

2018 Ohio Region Meeting\_20180213 Cumulative Weekly Registrations by Year - Location



Cumulative Weekly Registrations

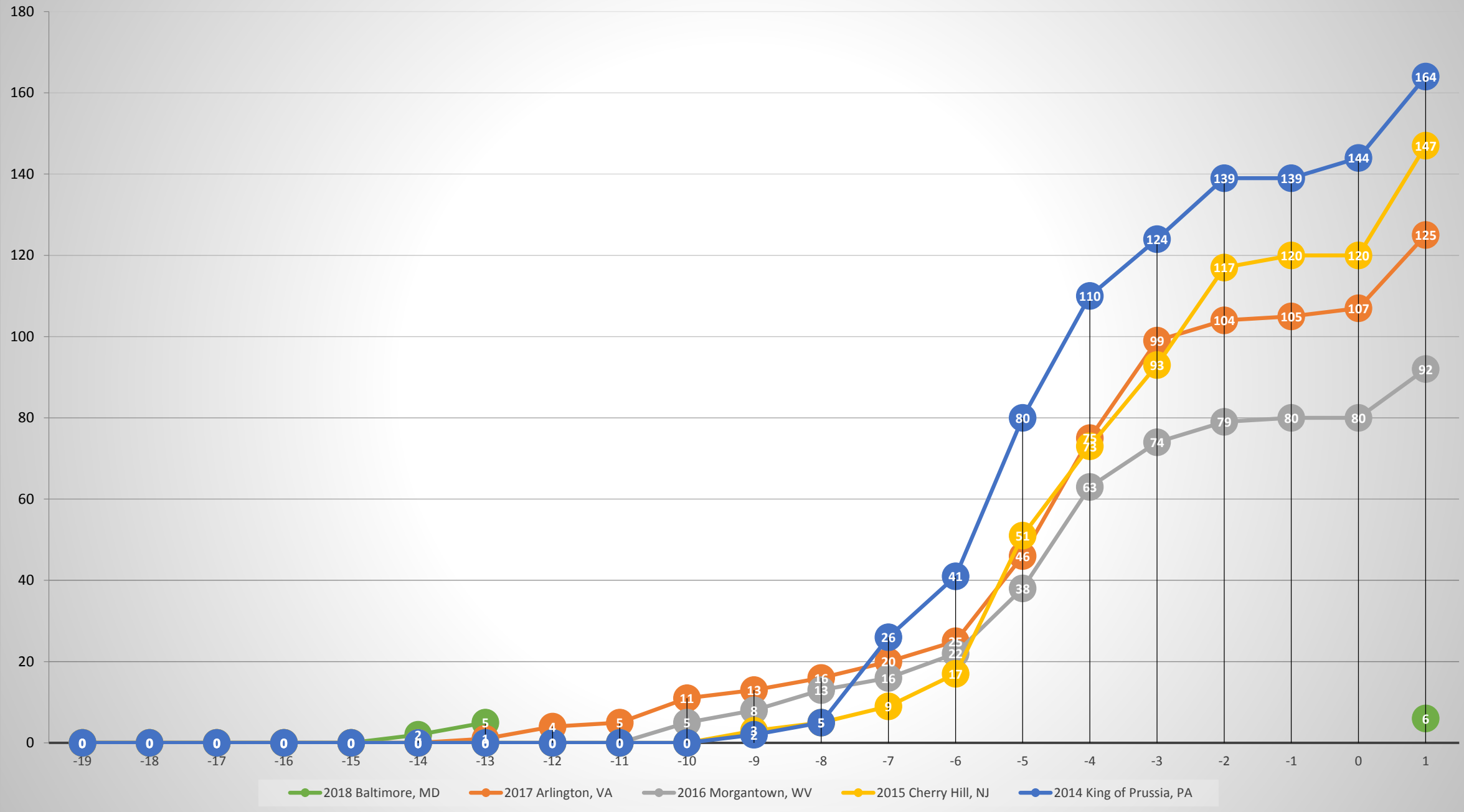
Week begins on Sunday and ends on Saturday

Week	2018	2017	2016	2015	2014
-19	0	0	0	0	0
-18	0	0	0	0	0
-17	0	0	0	0	0
-16	1	1	2	0	0
-15	1	1	3	0	0
-14	4	2	5	0	0
-13	5	7	8	2	0
-12	6	8	11	5	0
-11	7	9	13	8	0
-10	0	10	17	9	0
-9	0	15	22	11	0
-8	0	17	25	15	9
-7	0	20	34	21	14
-6	0	26	44	26	25
-5	0	45	69	48	48
-4	0	79	95	78	69
-3	0	92	107	94	89
-2	0	108	116	102	90
-1	0	108	121	103	90
0	0	108	122	104	92
1	1	14	13	12	12
<b>Total</b>	<b>8</b>	<b>122</b>	<b>135</b>	<b>116</b>	<b>104</b>

Notes

- Week 0 indicates the opening week of the meeting.
- Negative numbers indicate weeks leading up to the event.
- Week -19 contains all pre-event registration activity occurring prior to and on that Week.
- Week 1 contains all post-event registration activity and activity without Paid Dates.

2018 Mid-Atlantic Region Meeting\_20180213 Cumulative Weekly Registrations by Year - Location



Cumulative Weekly Registrations

Week begins on Sunday and ends on Saturday

Week	2018	2017	2016	2015	2014
-19	0	0	0	0	0
-18	0	0	0	0	0
-17	0	0	0	0	0
-16	0	0	0	0	0
-15	0	0	0	0	0
-14	2	0	0	0	0
-13	5	1	0	0	0
-12	0	4	0	0	0
-11	0	5	0	0	0
-10	0	11	5	0	0
-9	0	13	8	3	2
-8	0	16	13	5	5
-7	0	20	16	9	26
-6	0	25	22	17	41
-5	0	46	38	51	80
-4	0	75	63	73	110
-3	0	99	74	93	124
-2	0	104	79	117	139
-1	0	105	80	120	139
0	0	107	80	120	144
1	1	18	12	27	20
<b>Total</b>	<b>6</b>	<b>125</b>	<b>92</b>	<b>147</b>	<b>164</b>

Notes

- Week 0 indicates the opening week of the meeting.
- Negative numbers indicate weeks leading up to the event.
- Week -19 contains all pre-event registration activity occurring prior to and on that Week.
- Week 1 contains all post-event registration activity and activity without Paid Dates.